

Query Operations

Berlin Chen 2004

Reference:

1. *Modern Information Retrieval*. chapter 5

Introduction

- Users have no detailed knowledge of
 - The collection makeup
 - The retrieval environment

} Difficult to formulate queries
- Scenario of (Web) IR
 1. An initial (naive) query posed to retrieve relevant docs
 2. Docs retrieved are examined for relevance and a new improved query formulation is constructed and posed again

↓

Expand the original query with new terms (query expansion) and reweight the terms in the expanded query (term weighting)

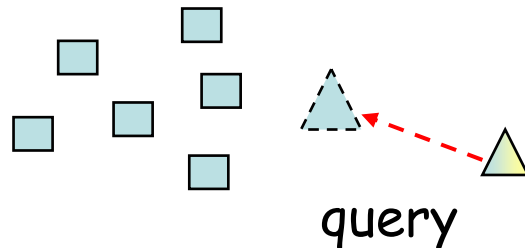
Query Reformulation

- Approaches through query expansion (QE) and terming weighting
 - Feedback information from the user
 - **Relevance feedback**
 - With vector, probabilistic models et al.
 - Information derived from the set of documents initially retrieved (called local set of documents)
 - **Local analysis**
 - Local clustering, local context analysis
 - Global information derived from document collection
 - **Global analysis**
 - Similar thesaurus or statistical thesaurus

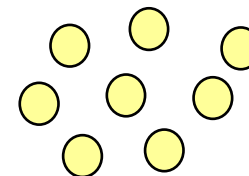
Relevance Feedback

- User (or Automatic) Relevance Feedback
 - The most popular query reformation strategy
- Process for user relevance feedback
 - A list of retrieved docs is presented
 - User or system exam them (e.g. the top 10 or 20 docs) and marked the relevant ones
 - Important terms are selected from the docs marked as relevant, and the importance of them are enhanced in the new query formulation

relevant docs



irrelevant docs



User Relevance Feedback

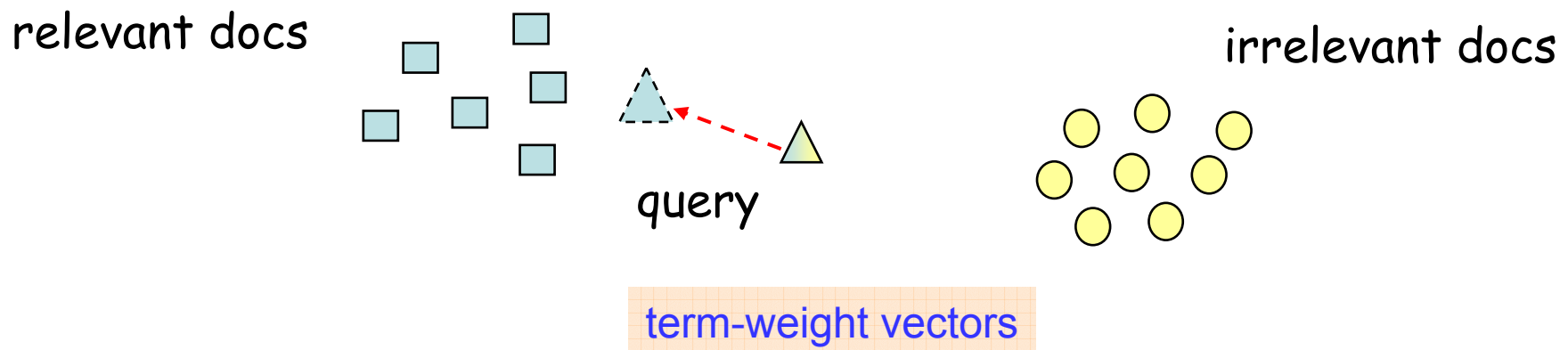
- Advantages
 - Shield users from details of query reformulation
 - User only have to provide a relevance judgment on docs
 - Break down the whole searching task into a sequence of small steps
 - Provide a controlled process designed to emphasize some terms (relevant ones) and de-emphasize others (non-relevant ones)

For **automatic relevance feedback**, the whole process is done in an implicit manner

Query Expansion and Term Reweighting for the Vector Model

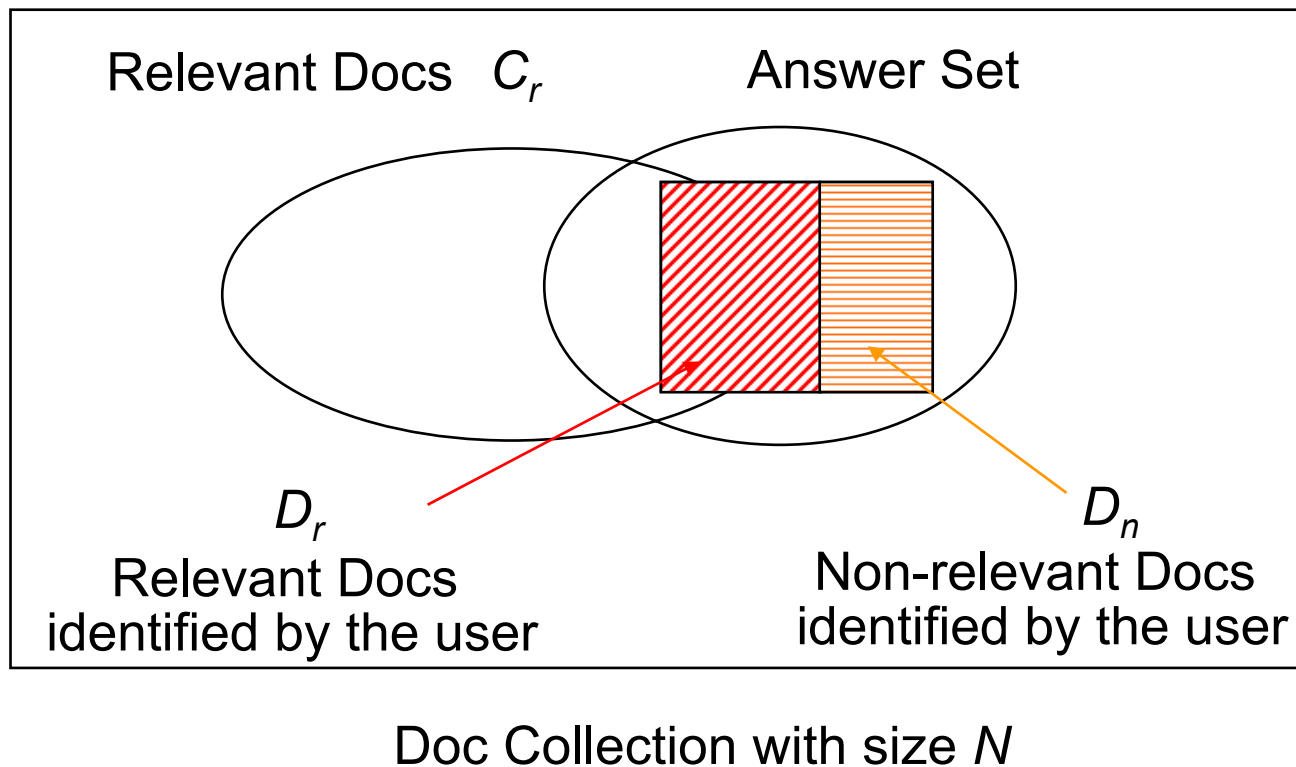
- **Assumptions**

- Relevant docs have term-weight vectors that resemble each other
- Non-relevant docs have term-weight vectors which are dissimilar from the ones for the relevant docs
- The reformulated query gets to closer to the term-weight vector space of relevant docs



Query Expansion and Term Reweighting for the Vector Model (cont.)

- **Terminology**



Query Expansion and Term Reweighting for the Vector Model (cont.)

- **Optimal Condition**

- The complete set of relevant docs C_r to a given query q is known in advance

$$\vec{q}_{opt} = \frac{1}{|C_r|} \sum_{\forall \vec{d}_i \in C_r} \vec{d}_i - \frac{1}{N - |C_r|} \sum_{\forall \vec{d}_j \notin C_r} \vec{d}_j$$

- **Problem:** the complete set of relevant docs C_r are not known a priori
 - **Solution:** formulate an initial query and incrementally change the initial query vector based on the known relevant/non-relevant docs
 - User or automatic judgments

Query Expansion and Term Reweighting for the Vector Model (cont.)

- In Practice**

1. Standard_Rocchio

Rocchio 1965

$$\vec{q}_m = \alpha \cdot \vec{q} + \frac{\beta}{|D_r|} \cdot \sum_{\forall \vec{d}_i \in D_r} \vec{d}_i - \frac{\gamma}{|D_n|} \cdot \sum_{\forall \vec{d}_j \in D_n} \vec{d}_j$$

modified query \vec{q}_m initial/original query \vec{q}

2. Ide_Regular

$$\vec{q}_m = \alpha \cdot \vec{q} + \beta \cdot \sum_{\forall \vec{d}_i \in D_r} \vec{d}_i - \gamma \cdot \sum_{\forall \vec{d}_j \in D_n} \vec{d}_j$$

3. Ide_Dec_Hi

$$\vec{q}_m = \alpha \cdot \vec{q} + \beta \cdot \sum_{\forall \vec{d}_i \in D_r} \vec{d}_i - \gamma \cdot \max_{non-relevant} (\vec{d}_j)$$

The highest ranked non-relevant doc

Query Expansion and Term Reweighting for the Vector Model (cont.)

- **Some Observations**

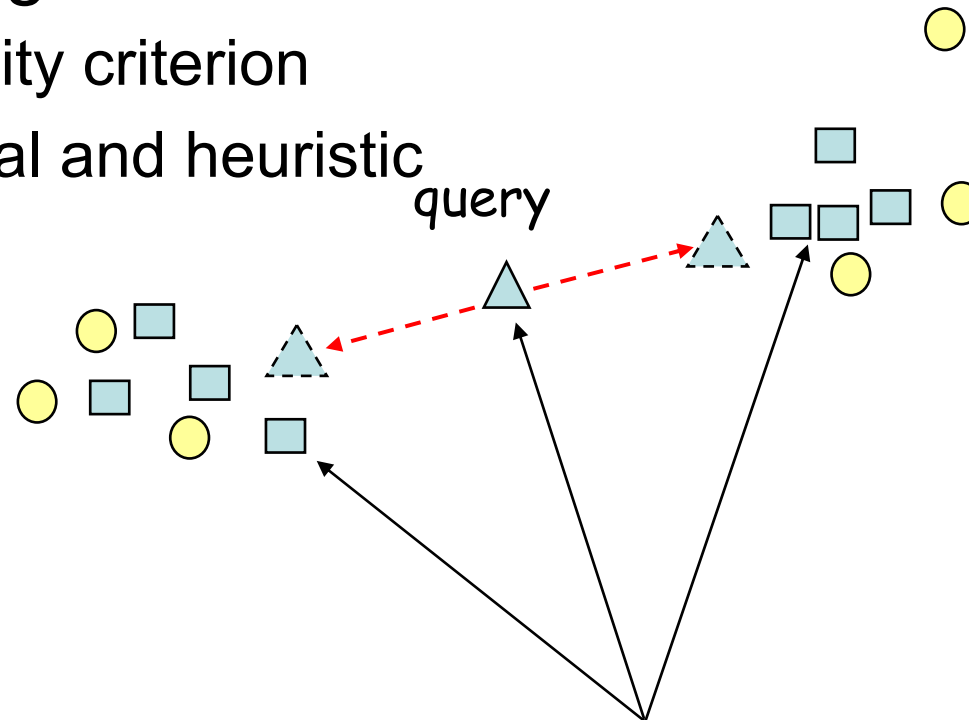
- Similar results were achieved for the above three approach (Dec-Hi slightly better in the past)
- Usually, constant β is bigger than γ (why?)

- **In Practice (cont.)**

- More about the constants
 - Rocchio, 1971: $\alpha = 1$
 - Ide, 1971: $\alpha = \beta = \gamma = 1$
 - **Positive feedback strategy:** $\gamma = 0$

Query Expansion and Term Reweighting for the Vector Model (cont.)

- Advantages
 - Simple, good results
 - Modified term weights are computed directly from the retrieved docs
- Disadvantages
 - No optimality criterion
 - Empirical and heuristic



Term Reweighting for the Probabilistic Model

Roberston & Sparck Jones 1976

- **Similarity Measure**

$$sim(d_j, q) \approx \sum_{i=1}^t w_{i,q} \times w_{i,j} \times \left[\log \frac{P(k_i | R)}{1 - P(k_i | R)} + \log \frac{1 - P(k_i | \bar{R})}{P(k_i | \bar{R})} \right]$$

Binary weights (0 or 1) are used

prob. of observing term k_i in the set of relevant docs

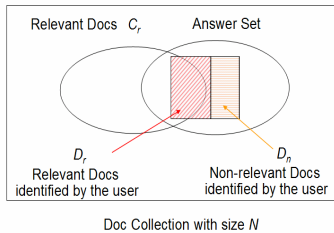
- **Initial Search (with some assumptions)**

- $P(k_i | R) = 0.5$: is constant for all indexing terms

- $P(k_i | \bar{R}) = \frac{n_i}{N}$: approx. by doc freq. of index terms

$$\Rightarrow sim(d_j, q) \approx \sum_{i=1}^t w_{i,q} \times w_{i,j} \times \left[\log \frac{0.5}{1 - 0.5} + \log \frac{1 - \frac{n_i}{N}}{\frac{n_i}{N}} \right]$$

$$= \sum_{i=1}^t w_{i,q} \times w_{i,j} \times \log \frac{N - n_i}{n_i}$$



Term Reweighting for the Probabilistic Model (cont.)

- **Relevance feedback** (term reweighting alone)

$$P(k_i | R) = \frac{|D_{r,i}|}{|D_r|}$$

← Relevant docs containing term k_i
← Relevant docs

$$P(k_i | \bar{R}) = \frac{n_i - |D_{r,i}|}{N - |D_r|}$$

Approach 1

$$P(k_i | R) = \frac{|D_{r,i}| + 0.5}{|D_r| + 1}$$

$$P(k_i | \bar{R}) = \frac{n_i - |D_{r,i}| + 0.5}{N - |D_r| + 1}$$

Approach 2

$$P(k_i | R) = \frac{|D_{r,i}| + \frac{n_i}{N}}{|D_r| + 1}$$

$$P(k_i | \bar{R}) = \frac{n_i - |D_{r,i}| + \frac{n_i}{N}}{N - |D_r| + 1}$$



$$\text{sim}(d_j, q) \approx \sum_{i=1}^t w_{i,q} \times w_{i,j} \times \left[\log \frac{\frac{|D_{r,i}|}{|D_r|}}{1 - \frac{|D_{r,i}|}{|D_r|}} + \log \frac{1 - \frac{n_i - |D_{r,i}|}{N - |D_r|}}{\frac{n_i - |D_{r,i}|}{N - |D_r|}} \right]$$

$$= \sum_{i=1}^t w_{i,q} \times w_{i,j} \times \log \left[\frac{|D_{r,i}|}{|D_r| - |D_{r,i}|} \cdot \frac{N - |D_r| - n_i + |D_{r,i}|}{n_i - |D_{r,i}|} \right]$$

Term Reweighting for the Probabilistic Model (cont.)

- Advantages
 - Feedback process is directly related to the derivation of new weights for query terms
 - The term reweighting is optimal under the assumptions of term independence and binary doc indexing
- Disadvantages
 - Document term weights are not taken into considered
 - Weights of terms in previous query formulations are disregarded
 - No query expansion is used
 - The same set of index terms in the original query is reweighted over and over again

A Variant of Probabilistic Term Reweighting

Croft 1983

<http://ciir.cs.umass.edu/>

- **Differences**

- Distinct initial search assumptions
- Within-document frequency weight included

- **Initial search (assumptions)**

$$\text{sim}(d_j, q) \propto \sum_{i=1}^t w_{i,q} w_{i,j} F_{i,j,q}$$

$$F_{i,j,q} = (C + \text{idf}_i) \bar{f}_{i,j} \quad \bar{f}_{i,j} = K + (1 + K) \frac{f_{i,j}}{\max(f_{i,j})}$$

~ Inversed document frequency

~ Term frequency

(normalized with the maximum within-document frequency)

- C and K are adjusted with respect to the doc collection

A Variant of Probabilistic Term Reweighting (cont.)

- **Relevance feedback**

$$F_{i,j,q} = \left(C + \log \frac{P(k_i | R)}{1 - P(k_i | R)} + \log \frac{1 - P(k_i | \bar{R})}{P(k_i | \bar{R})} \right) \bar{f}_{i,j}$$

$$P(k_i | R) = \frac{|D_{r,i}| + 0.5}{|D_r| + 1}$$

$$P(k_i | \bar{R}) = \frac{n_i - |D_{r,i}| + 0.5}{N - |D_r| + 1}$$

A Variant of Probabilistic Term Reweighting (cont.)

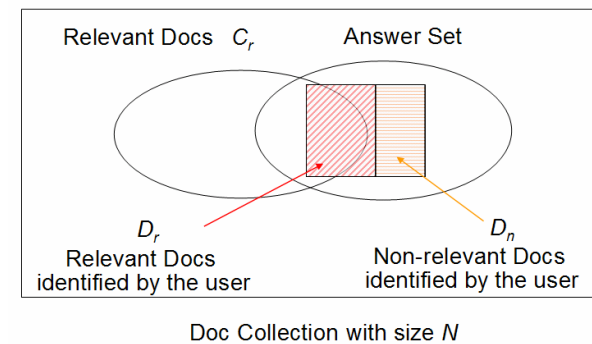
- Advantages
 - The *within-doc frequencies* are considered
 - A normalized version of these frequencies is adopted
 - Constants C and K are introduced for greater flexibility
- Disadvantages
 - More complex formulation
 - No query expansion (just reweighting of index terms)

Evaluation of Relevance Feedback Strategies

- Recall-precision figures of user reference feedback is unrealistic
 - Since the user has seen the docs during reference feedback
 - A significant part of the improvement results from the higher ranks assigned to the set R of docs

$$\vec{q}_m = \alpha \cdot \vec{q} + \frac{\beta}{|D_r|} \cdot \sum_{\forall \vec{d}_i \in D_r} \vec{d}_i - \frac{\gamma}{|D_n|} \cdot \sum_{\forall \vec{d}_j \in D_n} \vec{d}_j$$

modified query original query



- The real gains in retrieval performance should be measured based on the docs **not seen** by the user yet

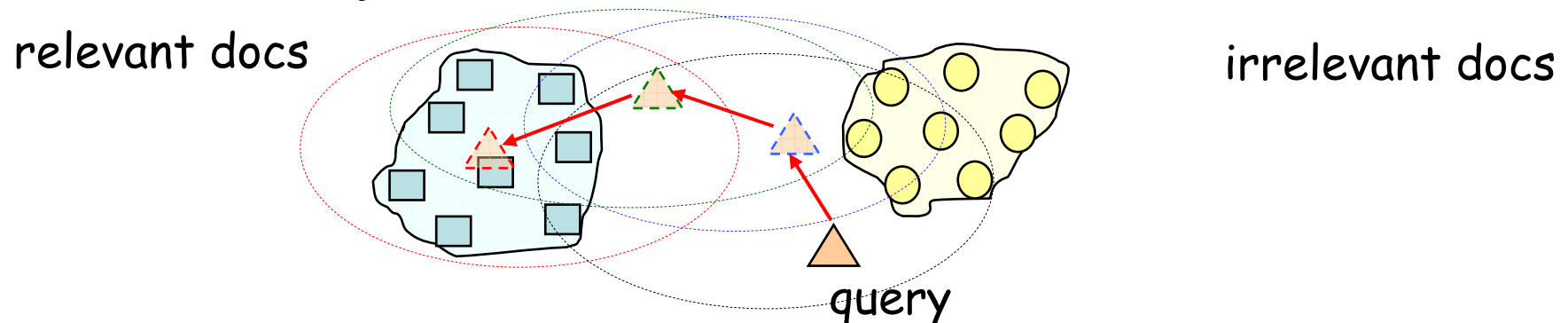
Evaluation of Relevance Feedback Strategies (cont.)

- Recall-precision figures relative to the residual collection
 - Residual collection
 - The set of all docs minus the set of feedback docs provided by the user
 - Evaluate the retrieval performance of the modified query \vec{q}_m considering only the residual collection
 - The recall-precision figures for \vec{q}_m tend to be lower than the figures for the original query \vec{q}
 - It's OK ! If we just want to compare the performance of different relevance feedback strategies

Automatic Local/Global Analysis

- **Recall** - in user relevance feedback cycles
 - Top ranked docs separated into two classes
 - Relevant docs
 - Non-relevant docs
 - Terms in known relevant docs help describe a larger cluster of relevant docs
 - From a “**clustering**” perspective
 - Description of larger cluster of relevant docs is built iteratively **with assistance from the user**

Attar and Fraenkel 1977



Automatic Local/Global Analysis (cont.)

- Alternative approach: automatically obtain the description for a large cluster of relevant docs
 - Identify terms which are related to the query terms
 - Synonyms
 - Stemming variations
 - Terms are close each other in context

陳水扁 總統 李登輝 總統府 秘書長 陳師孟 一邊一國...

連戰 宋楚瑜 國民黨 一個中國 ...

Automatic Local/Global Analysis (cont.)

- Two strategies
 - Global analysis
 - All docs in collection are used to determine a global thesaurus-like structure for QE
 - Local analysis
 - Similar to relevance feedback but without user interference
 - Docs retrieved at query time are used to determine terms for QE
 - Local clustering, local context analysis

QE through Local Clustering

- QE through **Clustering**

- Build **global structures** such as **association matrices** to quantify term correlations
- Use the correlated terms for QE
- But not always effective in general collections

陳水扁 總統 呂秀蓮 綠色砂島 勇哥 吳淑珍 ...

陳水扁 視察 阿里山 小火車

- QE through **Local Clustering**

- Operate solely on the docs retrieved for the query
- Not suitable for Web search: time consuming
- Suitable for intranets

- Especially, as the assistance for search information in specialized doc collections like medical doc collections

QE through Local Clustering (cont.)

- Definition
 - Stem
 - $V(s)$: a non-empty subset of words which are grammatical variants of each other
 - E.g. {polish, polishing, polished}
 - A canonical form s of $V(s)$ is called a **stem**
 - e.g., $s = \text{polish}$
 - For a given query
 - Local doc set D_i : the set of documents retrieved
 - local vocabulary V_i : the set of all distinct words (stems) in the local document set
 - S_i : the set of all distinct stem derived from V_i

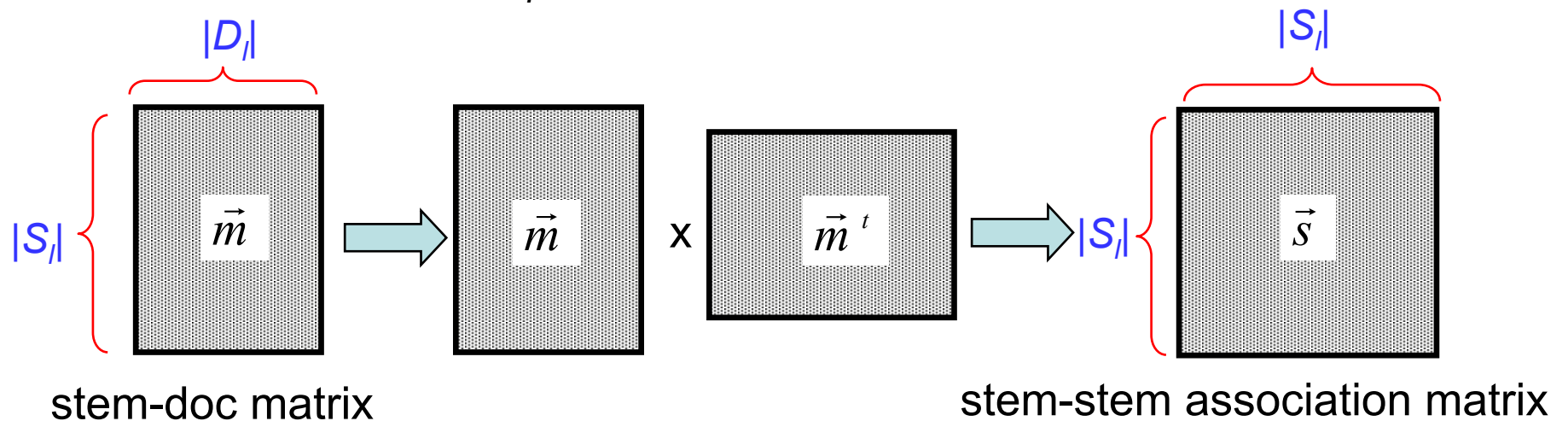
Strategies for Building Local Clusters

- **Association clusters**
 - Consider the **co-occurrence** of stems (terms) inside docs
- **Metric Clusters**
 - Consider the **distance** between two terms in a doc
- **Scalar Clusters**
 - Consider the **neighborhoods** of two terms
 - Do they have similar neighborhoods?

Strategies for Building Local Clusters (cont.)

- **Association clusters**

- Based on the **co-occurrence** of stems (terms) inside docs
 - Assumption: stems co-occurring frequently inside docs have a **synonymity** association
- An association matrix with $|S|$ rows and $|D|$ columns
 - Each entry $f_{s_i,j}$ the frequency of a stem s_i in a doc d_j



Strategies for Building Local Clusters (cont.)

- **Association clusters**

- Each entry in the stem-stem association matrix stands for **the correlation factor** between two stems

$$C_{u,v} = \sum_{d_j \in D_l} f_{s_{u,j}} \times f_{s_{v,j}}$$

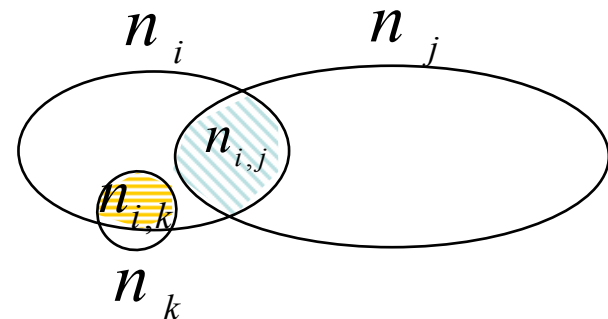
- The unnormalized form

$$S_{u,v} = C_{u,v}$$

- The normalized form (**ranged from 0 to 1**)

$$S_{u,v} = \frac{C_{u,v}}{C_{u,u} + C_{v,v} - C_{u,v}}$$

Tanimoto coefficient



Strategies for Building Local Clusters (cont.)

- **Association clusters**

- The u -th row in the association matrix stands all the associations for the stem s_u
- A **local association cluster** $S_u(m)$
 - Defined as a set of stems s_v ($v \neq u$) with their respective values $s_{u,v}$ being the **top m** ones in the u -th row of the association matrix
- Given a query, only the association clusters of query terms are calculated
 - The stems (terms) belong to the association clusters are selected and added the query formulation

Strategies for Building Local Clusters (cont.)

- **Association clusters**

- Other measures for term association

- Dice coefficient

$$S_{u,v} = \frac{2 \times c_{u,v}}{c_{u,u} + c_{v,v}}$$

- Mutual information

$$S_{u,v} = MI(k_u, k_v) = \log \frac{P(k_u, k_v)}{P(k_u)P(k_v)} = \log \frac{\frac{n_{u,v}}{N}}{\frac{n_u}{N} \times \frac{n_v}{N}}$$

Strategies for Building Local Clusters (cont.)

- **Metric Clusters**

- Take into consideration the **distance** between two terms in a doc while computing their correlation factor

$$C_{u,v} = \sum_{k_i \in V(s_u)} \sum_{k_j \in V(s_v)} \frac{1}{r(k_i, k_j)}$$

no. of words between k_i and k_j in the same doc

$r(k_i, k_j) = \infty$ if k_i and k_j are in distinct docs

- The entry of **local stem-stem metric correlation** matrix \vec{s} can be expressed as

- The unnormalized form

$$S_{u,v} = C_{u,v}$$

- The normalized form

$$S_{u,v} = \frac{C_{u,v}}{|V(s_u)| \times |V(s_v)|}$$

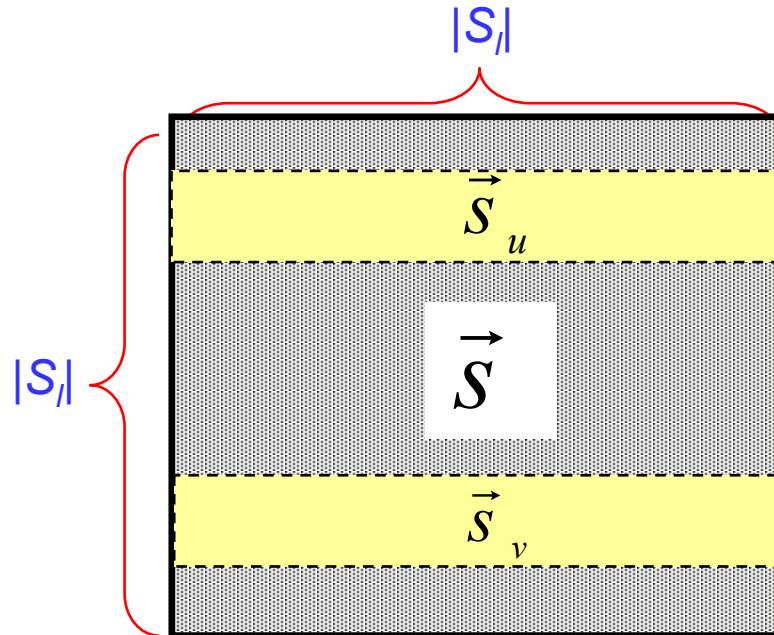
The local association clusters of stems can be similarly defined

ranged from 0 to 1

Strategies for Building Local Clusters (cont.)

- **Scalar Clusters**

- **Idea:** two stems (terms) with similar neighborhoods have some synonymy relationship
- Derive the synonymy relationship between two stems by comparing the sets $S_u(m)$ and $S_v(m)$



$$\longrightarrow S_{u,v} = \frac{\vec{s}_u \cdot \vec{s}_v}{|\vec{s}_u| \times |\vec{s}_v|}$$

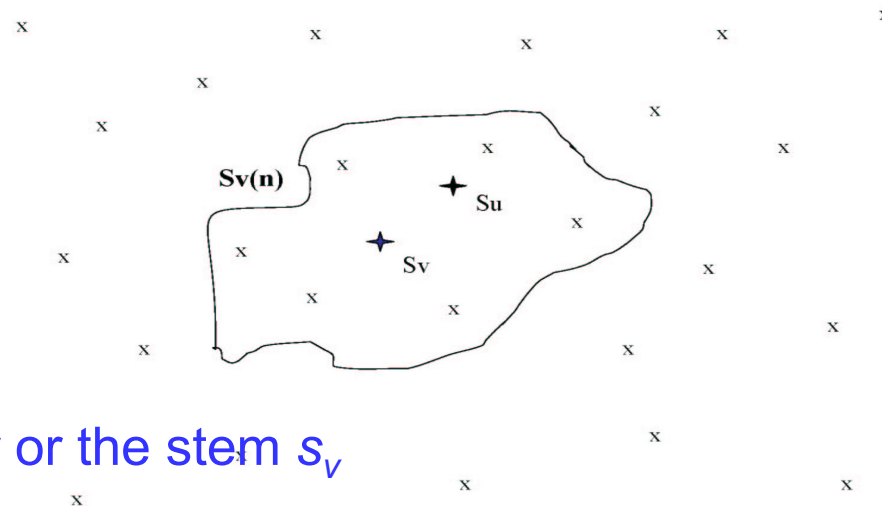
↓

Derive a new scalar association matrix

The stem-stem association matrix achieved before

QE through Local Clustering (cont.)

- Iterative Search Formulation
 - “**neighbor**”: a stem s_u belongs to a cluster associated to another term s_v is said to be a neighbor of s_v
 - Not necessarily synonyms in the grammatical sense
 - Stems belonging to clusters associated to the query stems (terms) can be used to expand the original query



stems s_u as a neighbor of the stem s_v

QE through Local Clustering (cont.)

- Iterative Search Formulation

- Query expansion

- For each stem $s_v \in q$, select m neighbors stems from the cluster $S_v(m)$ and add them to the query
- The additional neighbor stems will retrieve new relevant docs

e.g,
$$s_{u,v} = \frac{c_{u,v}}{c_{u,u} + c_{v,v} - c_{u,v}}$$

- The impact of normalized or unnormalized clusters

- Unnormalized: group stems with high frequency
- Normalized: group rare stems
- Union of them provides a better representation of stem (term) correlations

Local Context Analysis

Local context analysis combines features from both

- Local Analysis

Calculation of term correlations at query time

- Based on the set of docs retrieved for the original query
- Based on term (stem) correlation inside docs
- Terms are neighbors of **each query terms** are used to expand the query

- Global Analysis

Pre-calculation of term correlations

- Based on the whole doc collection
- The thesaurus for term relationships are built by considering small contexts (e.g. passages) and phrase structures instead of the context of the whole doc
- Terms closest to **the whole query** are selected for query expansion

Local Context Analysis (cont.)

Xu and Croft 1996

- Operations of local context analysis
 - **Document concepts**: Noun groups from retrieved docs as the units for QE instead of single keywords
 - **Concepts** selected from the top ranked passages (instead of docs) based on their co-occurrence with the whole set of query terms (no stemming)

QE through Local Context Analysis

- The operations can be further described in three steps
 - Retrieve the top n ranked passages using the original query (a doc is segmented into several passages)
 - For each concept c in the top ranked passages, the similarity $sim(q,c)$ between the whole query q and the concept c is computed using a variant of *tf-idf* ranking
 - The top m ranked concepts are added to the original query q
 - Each concept is assigned a weight $1-0.9 \times i/m$ (i : the position in rank)
 - Original query terms are stressed by a weight of 2

QE through Local Context Analysis (cont.)

- The similarity between a concept and a query

$$sim(q, c) = \prod_{k_i \in q} \left(\delta + \frac{\log(f(c, k_i) \times idf_c)}{\log n} \right)^{idf_i}$$

emphasize the infrequent terms

Set to 0.1 to avoid zero

the no. of top ranked passages considered

$$f(c, k_i) = \sum_{j=1}^n pf_{i,j} \times pf_{c,j}$$

the no. of passages in the collection

$$idf_c = \max \left(1, \frac{\log_{10} N / np_c}{5} \right)$$

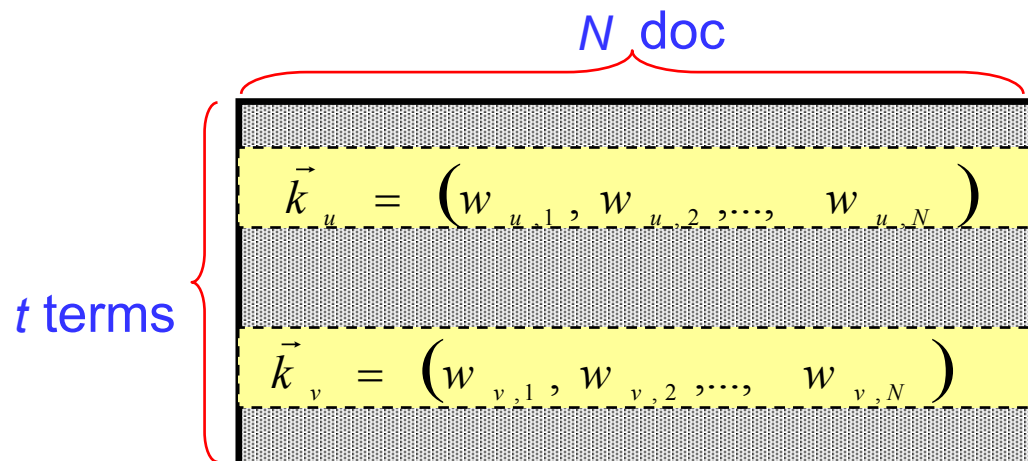
the no. of passages containing concept c

$$idf_i = \max \left(1, \frac{\log_{10} N / np_i}{5} \right)$$

QE based on a Similarity Thesaurus

Qiu and Frei 1993

- Belongs to Global Analysis
- How to construct the similarity thesaurus
 - Term to term relationships rather than term co-occurrences are considered
- How to select term for query expansion
 - Terms for query expansion are selected based on their similarity to the whole query rather than the similarities to individual terms



Docs are interpreted as indexing elements here

- Doc frequency within the term vector
- Inverse term frequency

term-doc matrix

QE based on a Similarity Thesaurus (cont.)

- Definition

- $f_{u,j}$: the frequency of term k_u in document d_j
- t_j : the number of distinct index terms in document d_j
- Inverse term frequency

$$itf_j = \log \frac{t}{t_j} \quad (\text{doc containing more distinct terms is less important})$$

- The weight associated with each entry in the term-doc matrix

$$w_{u,j} = \frac{\left(0.5 + 0.5 \frac{f_{u,j}}{\max_j f_{u,j}} \right) \times itf_j}{\sqrt{\sum_{l=1}^N \left[\left(0.5 + 0.5 \frac{f_{u,l}}{\max_l f_{u,l}} \right) \times itf_l \right]^2}}$$

The importance of the doc d_j to a term k_u

Let term vector have a unit norm

QE based on a Similarity Thesaurus (cont.)

- The relationship between two terms k_u and k_v

$$c_{u,v} = \vec{k}_u \cdot \vec{k}_v = \sum_{\forall d_j} w_{u,j} \times w_{v,j}$$

is just a cosine measure

ranged from 0 to 1

- The vector representations are normalized
- The computation is computationally expensive
 - There may be several hundred thousands of docs

QE based on a Similarity Thesaurus (cont.)

Concept-based QE

- Steps for QE based on a similarity thesaurus
 1. Represent the query in the term-concept space

$$\vec{q} = \sum_{k_u \in q} w_{u,q} \times \vec{k}_u$$

2. Based on the global thesaurus, compute a similarity between the each term k_v and the whole query q

$$\text{sim}(q, k_v) = \left(\sum_{k_u \in q} w_{u,q} \times \vec{k}_u \right) \cdot \vec{k}_v = \sum_{k_u \in q} w_{u,q} \times c_{u,v}$$

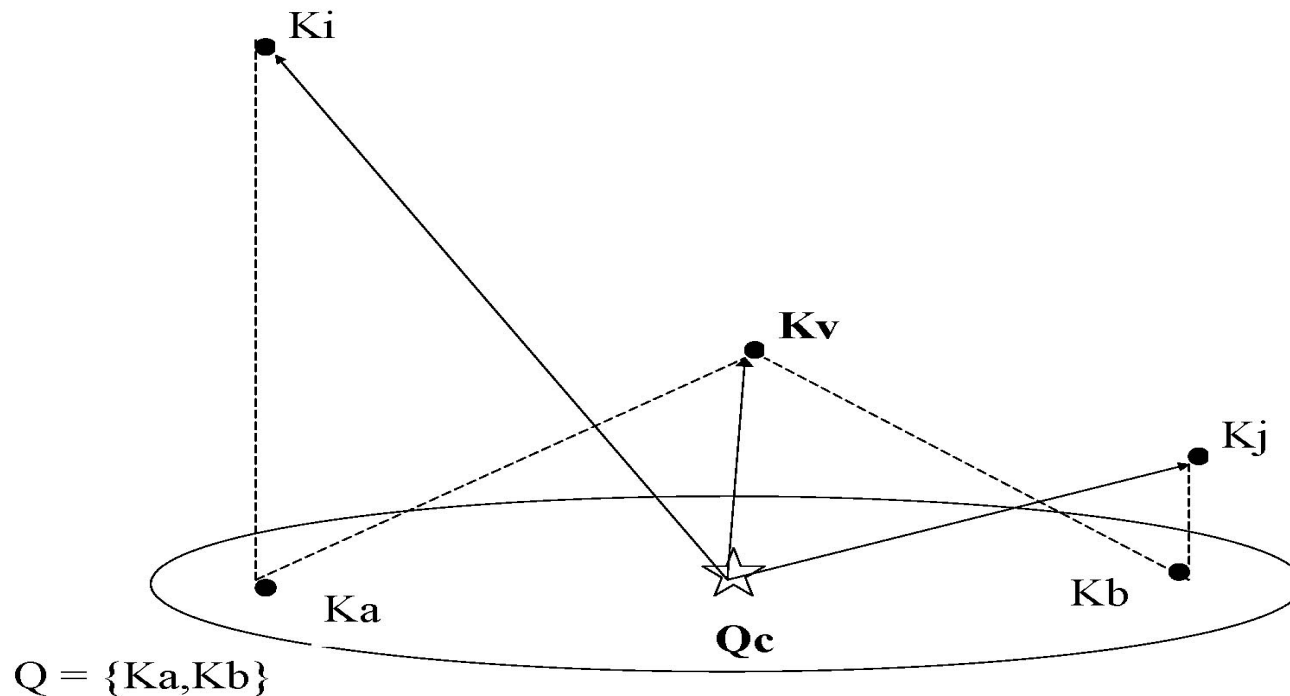
3. Expand the query with the top r ranked terms according to $\text{sim}(q, k_v)$

- The weight assigned to the expansion term

$$w_{v,q'} = \frac{\text{sim}(q, k_v)}{\sum_{k_u \in q} w_{u,q}} = \frac{\sum_{k_u \in q} w_{u,q} \times c_{u,v}}{\sum_{k_u \in q} w_{u,q}}$$

QE based on a Similarity Thesaurus (cont.)

- The term k_v selected for query expansion might be quite close to the whole query while its distances to individual query terms are larger



QE based on a Similarity Thesaurus (cont.)

- The similarity between query and doc measured in the term-concept space

- Doc is first represented in the **term-concept space**

$$\vec{d}_j = \sum_{k_v \in d_j} w_{v,j} \times \vec{k}_v$$

- Similarity measure

$$\text{sim}(q, d_j) \propto \sum_{k_v \in d_j} \sum_{k_u \in q} w_{v,j} \times w_{u,q} \times c_{u,v}$$

- Analogous to the formula for query-doc similarity in the generalized vector space model

- Differences

- » Weight computation

- » Only the top r ranked terms are used here

QE based on a Statistical Thesaurus

- Belongs to Global Analysis
- Global thesaurus is composed of classes which group correlated terms in the context of the whole collection
- Such correlated terms can then be used to expand the original user query
 - The terms selected must be low frequency terms
 - With high discrimination values

QE based on a Statistical Thesaurus (cont.)

- However, it is difficult to cluster low frequency terms
 - To circumvent this problem, we cluster docs into classes instead and use the low frequency terms in these docs to define our thesaurus classes
 - This algorithm must produce small and tight clusters
 - Depend on the cluster algorithm

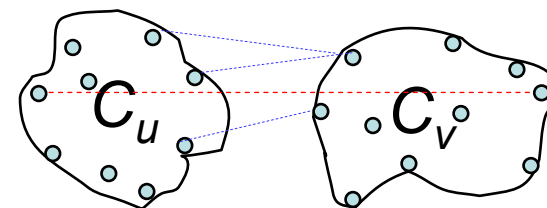
QE based on a Statistical Thesaurus (cont.)

- Complete Link Algorithm

- Place each doc in a distinct cluster
- Compute the similarity between all pairs of clusters
- Determine the pair of clusters $[C_u, C_v]$ with the highest inter-cluster similarity (using the cosine formula)
- Merge the clusters C_u and C_v
- Verify a stop criterion. If this criterion is not met then go back to step 2
- Return a hierarchy of clusters

- Similarity between two clusters is defined as

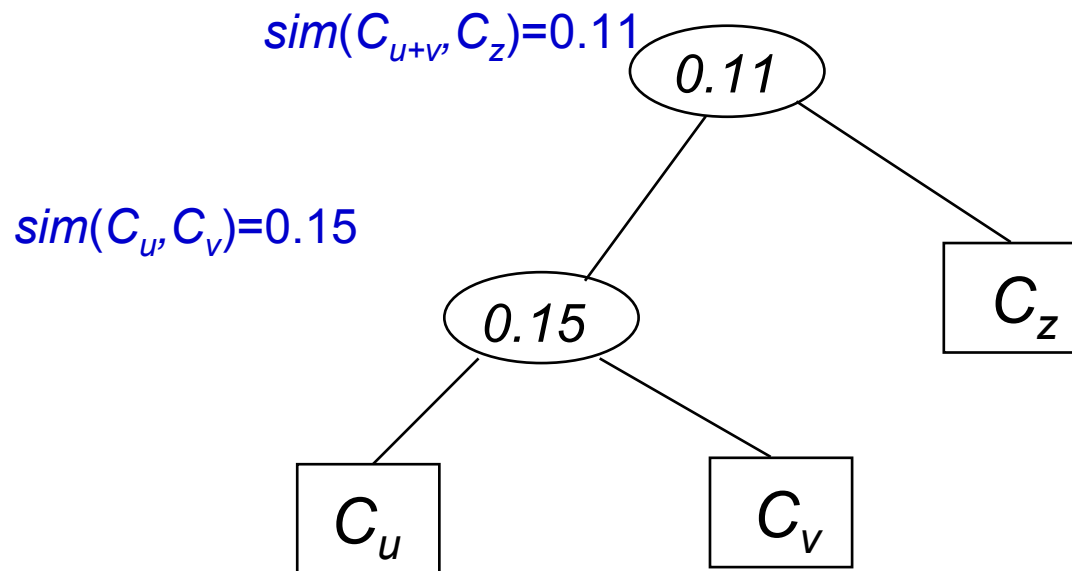
- The **minimum of similarities between all pairs** of inter-cluster docs



Cosine formula of the vector model is used

QE based on a Statistical Thesaurus (cont.)

- Example: hierarchy of three clusters



- Higher level clusters represent a looser grouping
 - Similarities decrease as moving up in the hierarchy

QE based on a Statistical Thesaurus (cont.)

- Given the doc cluster hierarchy for the whole collection, the *terms* that compose each class of the global thesaurus are selected as follows
 - Three parameters obtained from the user
 - *TC*: Threshold class
 - *NDC*: Number of docs in class
 - *MIDF*: Minimum inverse doc frequency

QE based on a Statistical Thesaurus (cont.)

- Use the parameter TC as threshold value for determining the doc clusters that will be used to generate thesaurus classes
 - It has to be surpassed by $\text{sim}(C_u, C_v)$ if the docs in the clusters C_u and C_v are to be selected as sources of terms for a thesaurus class
- Use the parameter NDC as a limit on the size of clusters (number of docs) to be considered
 - A low value of NDC might restrict the selection to the smaller clusters

QE based on a Statistical Thesaurus (cont.)

- Consider the set of docs in each doc cluster pre-selected above
 - Only **the lower frequency terms** are used as sources of terms for the thesaurus classes
 - The parameter *MIDF* defines the minimum value of **inverse doc frequency** for any term which is selected to participate in a thesaurus class
- Given the thesaurus classes have been built, they can be to query expansion

QE based on a Statistical Thesaurus (cont.)

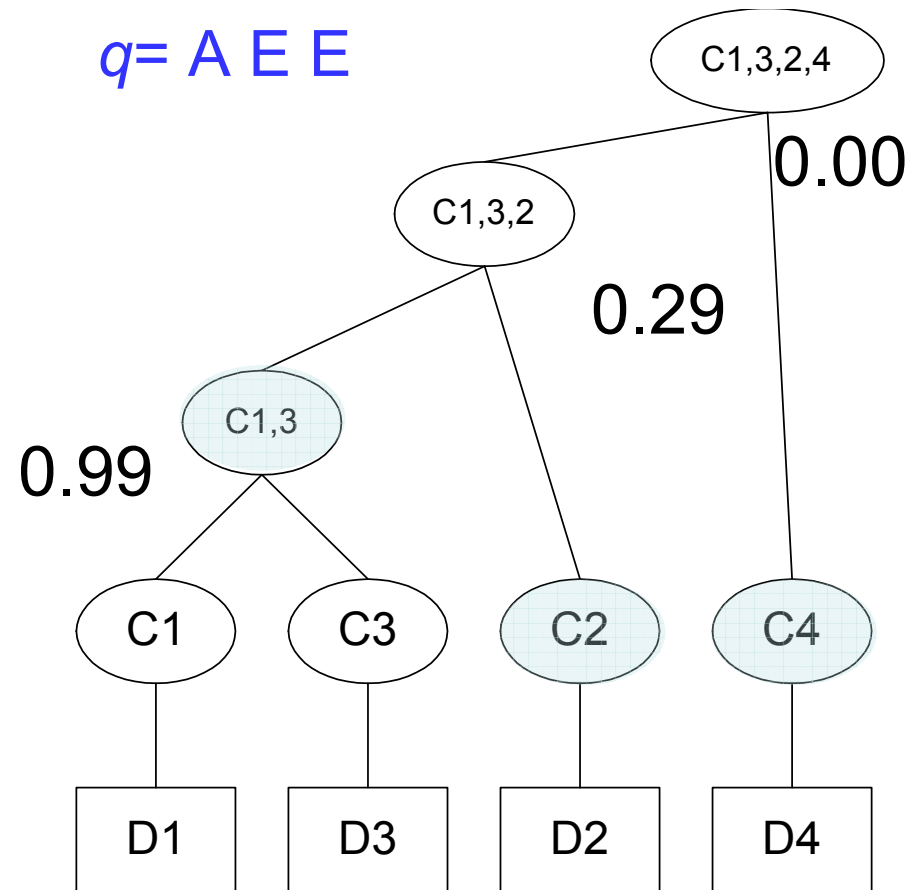
- Example

Doc1 = D, D, A, B, C, A, B, C
 Doc2 = E, C, E, A, A, D
 Doc3 = D, C, B, B, D, A, B, C, A
 Doc4 = A

sim(1,3) = 0.99
 sim(1,2) = 0.40
 sim(2,3) = 0.29
 sim(4,1) = 0.00
 sim(4,2) = 0.00
 sim(4,3) = 0.00

cosine formula
 with *tf-idf* weighting

idf A = 0.0
 idf B = 0.3
 idf C = 0.12
 idf D = 0.12
 idf E = 0.60



- $TC = 0.90$ $NDC = 2.00$ $MIDF = 0.2$

$q' = A B E E$

QE based on a Statistical Thesaurus (cont.)

- Problems
 - Initialization of parameters TC , NDC and $MIDF$
 - TC depends on the collection
 - Inspection of the cluster hierarchy is almost always necessary for assisting with the setting of TC
 - A high value of TC might yield classes with too few terms
 - While a low value of TC yields **too few classes**

Trends and Research Issues

- Visual display
 - Graphical interfaces (2D or 3D) for relevance feedback
- Utilization of local and global analysis techniques to the Web environments
 - Alleviate the computational burden imposed on the search engine

亞太地區 台灣 安全 外交 美國	兩岸關係 陸委會 大陸 統獨 美中	內閣 行政院 游錫堃 內政部 交通 建設	陳水扁 總統府 中央 祕書長 蘇貞昌
外交部長 西非 中南美 友邦 經貿	李登輝 國民黨 索羅門群島 瓜地馬拉	三通 包機 台商 春節 海基會	經濟部 景氣 股市 金融 央行 林信義
副總統 印尼 丹麥 日本 交流 全球	謝長廷 縣長 市政 馬英九 委員會	立法院 黨員 國民黨 執政黨 台聯 衝突	市場 價格 民生物資 油品 台電 董事長
連戰 宋楚瑜 合作 協商 反彈 基層	賄選 議長 民情 下鄉 立法委員	黑金 財團 承包商 工程款 金主 執政黨	台積電 高科技 竹科 產業 資訊 精密

The 16 Blocks for major semantic concepts or topics in the category of “local political news.”